



CAMPEONATO DE ESPAÑA DE VELOCIDAD

21th - 22th November 2009

Laps: 18

Circuit de la C.Valenciana

Length: 4005 metros

Results

Race 125GP

Pos.	N.	Rider	Team	Motorcycle	Nat.	Laps	Time	Best Lap	iL	Gap	Interval	Speed	Pt.	Cat.
1	5	FOLGER, Jonas	TEY RACING	APRILIA	GER	18	30:58,132	01:42,356	5			139,67	25	
2	6	ZARCO, Johann	WTR SAN MARINO T.	APRILIA	FRA	18	31:08,031	01:42,930	11	00:09,899	00:09,899	138,93	20	
3	99	JACOBSEN,Patrick	ASPAR CEV-CURVACERO	APRILIA	USA	18	31:15,625	01:43,061	6	00:17,493	00:07,594	138,37	16	
4	25	VIÑALES,Maverick	BLUSENS BQR	APRILIA	ESP	18	31:22,737	01:43,001	18	00:24,605	00:07,112	137,84	13	
5	56	SEBESTYEN,Peter	TEY RACING	APRILIA	HUN	18	31:26,466	01:43,649	18	00:28,334	00:03,729	137,57	11	
6	80	DUNIKOWSKI,Clement	PROVENCE MOTO SPORT	APRILIA	FRA	18	31:26,797	01:43,652	6	00:28,665	00:00,331	137,55	10	
7	10	ONO,Hiroki	B&B BATLLE FACTORY	KTM	JPN	18	31:29,183	01:43,643	10	00:31,051	00:02,386	137,37	9	
8	23	VIÑALES,Isaac	ASPAR CEV-CURVACERO	APRILIA	ESP	18	31:36,206	01:44,160	12	00:38,074	00:07,023	136,86	8	
9	26	MARTIN,Adrián	ASPAR CEV-CURVACERO	APRILIA	ESP	18	31:37,081	01:44,551	3	00:38,949	00:00,875	136,8	7	
10	4	MONCAYO,Alberto	ANDALUCIA APRILIA	APRILIA	ESP	18	31:38,231	01:44,635	18	00:40,099	00:01,150	136,72	6	
11	36	PERELLO,Joan	SAG-CASTROL	HONDA	ESP	18	31:38,451	01:44,226	3	00:40,319	00:00,220	136,7	5	
12	89	VAN DER MARK,Michael	DUTCH RACING TEAM	HONDA	NED	18	31:47,161	01:44,693	7	00:49,029	00:08,710	136,08	4	
13	37	ROSELL,Johnny	BLUSENS BQR	APRILIA	ESP	18	31:48,664	01:44,293	15	00:50,532	00:01,503	135,97	3	
14	8	HIURA,Dajirod	TEAM ARC	HONDA	JPN	18	31:49,550	01:44,816	17	00:51,418	00:00,886	135,91	2	
15	88	PARZIANI,Massimo	RACING TEAM GABRIELL	APRILIA	ITA	18	31:53,816	01:45,055	7	00:55,684	00:04,266	135,61	1	
16	20	SCHOLTZ,Matheuw	HUNE RT-RZT R.	APRILIA	RSA	18	31:56,951	01:45,029	7	00:58,819	00:03,135	135,38		
17	74	TORTOSA,Pau	ASPAR CEV-CURVACERO	APRILIA	ESP	18	31:58,510	01:45,137	13	01:00,378	00:01,559	135,27		
18	11	AJO,Niklas	AJO MOTORSPORT	DERBI	FIN	18	32:00,868	01:44,696	17	01:02,736	00:02,358	135,11		
19	57	FINSTERBUSCH,Toni	FREUDENBERG R.T.	KTM	GER	18	32:02,558	01:45,178	12	01:04,426	00:01,690	134,99		
20	96	ROSSI,Louis	TEAM AX'CLR	KTM	FRA	18	32:02,607	01:44,623	12	01:04,475	00:00,049	134,99		
21	7	TAROZZI, Mattia	TEAM SACHSENRING	APRILIA	ITA	18	32:02,711	01:45,091	17	01:04,579	00:00,104	134,98		
22	17	LOPEZ,Eduard	TCR COMPETICION	APRILIA	ESP	18	32:03,036	01:44,792	12	01:04,904	00:00,325	134,96		
23	52	HUBSCH,Eric	TEAM SACHSENRING	APRILIA	GER	18	32:06,414	01:44,705	17	01:08,282	00:03,378	134,72		
24	65	LEIGH-SMITH,Blake	DEGRAAF GRAND PRIX J	APRILIA	AUS	18	32:08,268	01:45,399	17	01:10,136	00:01,854	134,59		
25	12	GABRIELLI,Matteo	R.T. GABRIELLI	APRILIA	ITA	18	32:08,508	01:45,162	11	01:10,376	00:00,240	134,57		
26	77	MACKENZIE,Taylor	KRP BRADLEY SMITH R.	HONDA	GBR	18	32:10,793	01:45,784	12	01:12,661	00:02,285	134,41		
27	34	GARCIA,Edgar	MONLAU COMPETICION	KTM	ESP	18	32:28,116	01:45,983	17	01:29,984	00:17,323	133,22		
28	90	SZALAI,Kevin	EQ.FR.VITESSE ESPOIR	HONDA	FRA	18	32:28,138	01:46,550	4	01:30,006	00:00,022	133,22		
29	13	ALARTE,Antonio	TEY RACING	APRILIA	ESP	18	32:42,065	01:46,335	4	01:43,933	00:13,927	132,27		
30	22	STIZZA,Nicolás	GRILLINI RACING TEAM	APRILIA	ITA	17	31:16,825	01:44,902	17	-1 Lap	-1 Lap	130,6		
31	69	GARCIA,Miguel	AGUILA RACING TEAM	APRILIA	ESP	17	31:41,451	01:46,760	8	-1 Lap	00:24,626	128,9		
Not Classified:														
.	46	MAESTRO,Iván	HUNE RT-RZT R.	APRILIA	ESP	13	22:55,491	01:44,655	10	-5 Lap	12 Lap	136,27		
.	14	KHAIRUDDIN,Muhammad	TEY RACING	APRILIA	MAL	7	13:38,968	01:45,146	5	-11 Lap	-6 Lap	123,24		
.	83	MORBIDELLI,Franco	ASPAR CEV-CURVACERO	APRILIA	ITA	6	10:42,735	01:44,656	6	-12 Lap	-1 Lap	134,59		
.	31	DALMAU,Jordi	SAG-CASTROL	HONDA	ESP	6	10:55,184	01:46,189	6	-12 Lap	00:12,449	132,04		
.	95	LINDROTH,Eric	MOTORCYCLE COMP.SERV	HONDA	SWE	6	10:55,246	01:46,626	6	-12 Lap	00:00,062	132,02		
.	24	RODRIGUEZ,Josep	MONLAU COMPETICION	KTM	ESP	6	10:55,470	01:46,148	4	-12 Lap	00:00,224	131,98		
.	9	SAVADORI,Lorenzo	TEY RACING	APRILIA	ITA	4	07:04,560	01:43,378	4	-14 Lap	-2 Lap	135,84		
.	68	SCOTT,Glenn J.	SAG-CASTROL	HONDA	AUS	4	07:19,583	01:46,301	3	-14 Lap	00:15,023	131,2		
.	45	GRUNWALD,Luca	FREUDENBERG R.T.	SEEL 125	GER	3	05:23,997	01:44,958	3	-15 Lap	-1 Lap	133,5		
.	28	LE COQUEN,Steven	VILLIER TEAM COMP.	HONDA	FRA	3	05:55,448	01:48,007	3	-15 Lap	00:31,451	121,69		
.	44	OLIVEIRA,Miguel A.	BLUSENS BQR	APRILIA	POR	3	06:59,853	01:44,339	2	-15 Lap	01:04,405	103,02		
.	85	FRITZ,Marvin	LHF-PROJECT R.T.	HONDA	GER	1	01:57,703	FIRST LAP	1	-17 Lap	-2 Lap	122,49		
.	64	GRABIELLI,Tommaso	RACING TEAM GABRIELL	APRILIA	ITA	1	01:57,703	FIRST LAP	1	-17 Lap	-16 Lap	122,49		

JURY: Best Lap: Rider 5 - FOLGER, Jonas - Time: 01:42,356 at 140,86 Km/h:

C.Timekeeper:

Hour:

Hour:

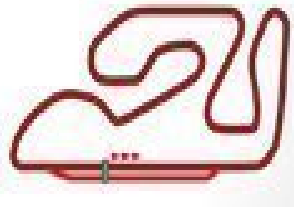
Hour: 12:39:06



OFICINA PERMANENTE - Pinar, 7 28006 Madrid Tel.: 91 782 02 20 www.cevbuckler.com - info@cevbuckler.com

CRONOCIRCUIT: oscar.gutierrez@circuitvalencia.com

Master Timing, Sport Timing Systems, www.mastertiming.es www.cronoline.es by Eventronic www.eventronic.es



Circuit de la C. Valenciana

CAMPEONATO DE ESPAÑA DE VELOCIDAD

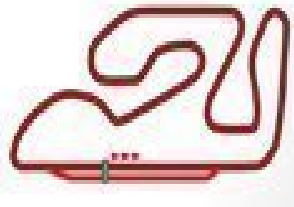
VUELTA A VUELTA SECTORES Race 125GP

Table with 8 main sections (4-9) showing race results for different riders. Each section includes a header with rider name, P.Vmax, and T. Ideal, followed by a grid of lap times for sectors 1-4, V.Max, and Hora.



OFICINA PERMANENTE - Pinar, 7 28006 Madrid Tel.: 91 782 02 20 www.cevbuckler.com - info@cevbuckler.com

CRONOCIRCUIT: oscar.gutierrez@circuitvalencia.com



CAMPEONATO DE ESPAÑA DE VELOCIDAD

VUELTA A VUELTA SECTORES Race 125GP

Table with 14 columns: Lap, Time, Sector 1, Sector 2, Sector 3, Sector 4, V.Max, Hora. Rows 8-18.

11 - AJO, Niklas P.Vmax: 24 T. Ideal: 01:44,355

Table with 8 columns: V. Tiempo, Sector 1, Sector 2, Sector 3, Sector 4, V.Max, Hora. Rows 1-18.

12 - GABRIELLI, Matteo P.Vmax: 34 T. Ideal: 01:44,905

Table with 8 columns: V. Tiempo, Sector 1, Sector 2, Sector 3, Sector 4, V.Max, Hora. Rows 1-18.

13 - ALARTE, Antonio P.Vmax: 20 T. Ideal: 01:46,163

Table with 8 columns: V. Tiempo, Sector 1, Sector 2, Sector 3, Sector 4, V.Max, Hora. Rows 1-5.

Table with 14 columns: Lap, Time, Sector 1, Sector 2, Sector 3, Sector 4, V.Max, Hora. Rows 6-18.

14 - KHAIRUDDIN, Muhammad Z. P.Vmax: 2 T. Ideal: 01:44,831

Table with 8 columns: V. Tiempo, Sector 1, Sector 2, Sector 3, Sector 4, V.Max, Hora. Rows 1-7.

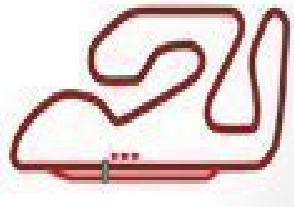
17 - LOPEZ, Eduard P.Vmax: 21 T. Ideal: 01:44,501

Table with 8 columns: V. Tiempo, Sector 1, Sector 2, Sector 3, Sector 4, V.Max, Hora. Rows 1-18.

20 - SCHOLTZ, Matheuw P.Vmax: 36 T. Ideal: 01:44,617

Table with 8 columns: V. Tiempo, Sector 1, Sector 2, Sector 3, Sector 4, V.Max, Hora. Rows 1-14.



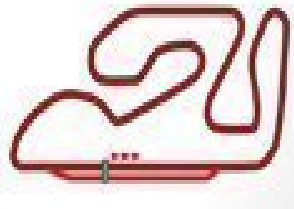


CAMPEONATO DE ESPAÑA DE VELOCIDAD

VUELTA A VUELTA SECTORES Race 125GP

Table with columns for driver name, sector times, V.Max, and Hora. Includes drivers like STIZZA, NIÑALES, MARTIN, LE COQUEN, DALMAU, RODRIGUEZ, and GARCIA.





Circuit de la C. Valenciana

CAMPEONATO DE ESPAÑA DE VELOCIDAD

VUELTA A VUELTA SECTORES Race 125GP

Table with 7 columns: Lap, Time, Sector 1, Sector 2, Sector 3, Sector 4, V.Max, Hora. Rows 9-18.

36 - PERELLO, Joan P.Vmax: 9 T. Ideal: 01:43,967

Table with 7 columns: V. Tiempo, Sector 1, Sector 2, Sector 3, Sector 4, V.Max, Hora. Rows 1-18.

37 - ROSELL, Johnny P.Vmax: 5 T. Ideal: 01:43,764

Table with 7 columns: V. Tiempo, Sector 1, Sector 2, Sector 3, Sector 4, V.Max, Hora. Rows 1-18.

44 - OLIVEIRA, Miguel A. P.Vmax: 35 T. Ideal: 01:44,339

Table with 7 columns: V. Tiempo, Sector 1, Sector 2, Sector 3, Sector 4, V.Max, Hora. Rows 1-3.

45 - GRUNWALD, Luca P.Vmax: 24 T. Ideal: 01:44,768

Table with 7 columns: V. Tiempo, Sector 1, Sector 2, Sector 3, Sector 4, V.Max, Hora. Rows 1-3.

Table with 7 columns: Lap, Time, Sector 1, Sector 2, Sector 3, Sector 4, V.Max, Hora. Rows 1-3.

46 - MAESTRO, Iván P.Vmax: 14 T. Ideal: 01:44,354

Table with 7 columns: V. Tiempo, Sector 1, Sector 2, Sector 3, Sector 4, V.Max, Hora. Rows 1-13.

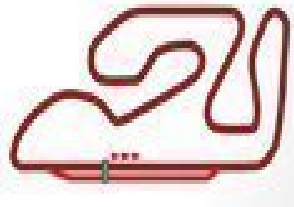
52 - HUBSCH, Eric P.Vmax: 9 T. Ideal: 01:44,520

Table with 7 columns: V. Tiempo, Sector 1, Sector 2, Sector 3, Sector 4, V.Max, Hora. Rows 1-18.

56 - SEBESTYEN, Peter P.Vmax: 3 T. Ideal: 01:43,297

Table with 7 columns: V. Tiempo, Sector 1, Sector 2, Sector 3, Sector 4, V.Max, Hora. Rows 1-18.



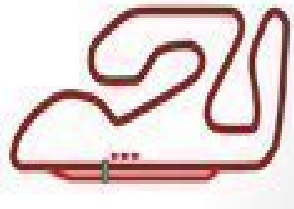


CAMPEONATO DE ESPAÑA DE VELOCIDAD

VUELTA A VUELTA SECTORES Race 125GP

Table with columns: Driver Name, P.Vmax, T. Ideal, V. Tiempo, Sector 1-4, V.Max, Hora. Rows include drivers like FINSTERBUSCH, Toni; TORTOSA, Pau; LEIGH-SMITH, Blake; MACKENZIE, Taylor; SCOTT, Glenn J.; GARCIA, Miguel; and DUNIKOWSKI, Clement.





Circuit de la C. Valenciana

CAMPEONATO DE ESPAÑA DE VELOCIDAD

VUELTA A VUELTA SECTORES Race 125GP

Table with 7 columns: Lap, Sector 1, Sector 2, Sector 3, Sector 4, V.Max, Hora. Rows 9-18.

83 - MORBIDELLI, Franco P.Vmax: 28 T. Ideal: 01:44,467

Table with 7 columns: V. Tiempo, Sector 1, Sector 2, Sector 3, Sector 4, V.Max, Hora. Rows 1-6.

85 - FRITZ, Marvin P.Vmax: 43 T. Ideal: 01:57,703

Table with 7 columns: V. Tiempo, Sector 1, Sector 2, Sector 3, Sector 4, V.Max, Hora. Rows 1-1.

88 - PARZIANI, Massimo P.Vmax: 14 T. Ideal: 01:44,430

Table with 7 columns: V. Tiempo, Sector 1, Sector 2, Sector 3, Sector 4, V.Max, Hora. Rows 1-18.

89 - VAN DER MARK, Michael P.Vmax: 33 T. Ideal: 01:44,536

Table with 7 columns: V. Tiempo, Sector 1, Sector 2, Sector 3, Sector 4, V.Max, Hora. Rows 1-14.

Table with 7 columns: Lap, Sector 1, Sector 2, Sector 3, Sector 4, V.Max, Hora. Rows 15-18.

90 - SZALAI, Kevin P.Vmax: 28 T. Ideal: 01:46,237

Table with 7 columns: V. Tiempo, Sector 1, Sector 2, Sector 3, Sector 4, V.Max, Hora. Rows 1-18.

95 - LINDROTH, Eric P.Vmax: 14 T. Ideal: 01:46,000

Table with 7 columns: V. Tiempo, Sector 1, Sector 2, Sector 3, Sector 4, V.Max, Hora. Rows 1-6.


96 - ROSSI, Louis P.Vmax: 21 T. Ideal: 01:44,573

Table with 7 columns: V. Tiempo, Sector 1, Sector 2, Sector 3, Sector 4, V.Max, Hora. Rows 1-18.

99 - JACOBSEN, Patrick P.Vmax: 9 T. Ideal: 01:42,743

Table with 7 columns: V. Tiempo, Sector 1, Sector 2, Sector 3, Sector 4, V.Max, Hora. Rows 1-3.





Circuit de la C. Valenciana

CAMPEONATO DE ESPAÑA DE VELOCIDAD

VUELTA A VUELTA SECTORES Race 125GP

4	01:43,097	00:24,535	00:27,115	00:23,452	00:27,995	217,74	11:53:06
5	01:43,629	00:24,964	00:27,122	00:23,519	00:28,024	212,60	11:54:49
6	01:43,061	00:24,562	00:26,993	00:23,431	00:28,075	216,00	11:56:33
7	01:43,726	00:24,984	00:27,192	00:23,540	00:28,010	210,53	11:58:16
8	01:43,078	00:24,526	00:27,090	00:23,492	00:27,970	214,71	11:59:59
9	01:43,416	00:24,556	00:27,199	00:23,568	00:28,093	213,44	12:01:43
10	01:43,595	00:24,613	00:27,157	00:23,612	00:28,213	212,60	12:03:26
11	01:43,621	00:24,666	00:27,139	00:23,641	00:28,175	213,02	12:05:10
12	01:44,261	00:24,773	00:27,457	00:23,736	00:28,295	211,76	12:06:54
13	01:43,834	00:24,716	00:27,220	00:23,629	00:28,269	211,35	12:08:38
14	01:43,988	00:24,698	00:27,298	00:23,706	00:28,286	209,30	12:10:22
15	01:44,177	00:24,807	00:27,286	00:23,740	00:28,344	211,35	12:12:06
16	01:44,616	00:24,988	00:27,540	00:23,822	00:28,266	211,35	12:13:51
17	01:44,991	00:25,075	00:27,465	00:23,858	00:28,593	207,29	12:15:36
18	01:45,709	00:25,231	00:27,605	00:24,023	00:28,850	208,49	12:17:22



OFICINA PERMANENTE - Pinar, 7 28006 Madrid Tel.: 91 782 02 20 www.cevbuckler.com - info@cevbuckler.com

CRONOCIRCUIT: oscar.gutierrez@circuitvalencia.com



Circuit de la C.Valenciana

Circuit de la C.Valenciana

21th - 22th November 2009

Race 125GP

LISTADO DEL CUADRANTE


	V1	V2	V3	V4	V5	V6	V7	V8	V9	V10	V11	V12	V13	V14	V15	V16	V17	V18
5 - FOLGER, Jonas	5	5	5	5	5	5	5	5	5	5	5	5	5	5	5	5	5	5
6 - ZARCO, Johann	6	6	6	99	6	99	6	6	6	6	6	6	6	6	6	6	6	6
99 - JACOBSEN,Patrick	99	99	99	6	99	6	99	99	99	99	99	99	99	99	99	99	99	99
25 - VINALES,Maverick	4	9	9	9	25	25	25	25	80	80	80	80	80	80	25	25	25	25
56 - SEBESTYEN,Peter	25	25	25	25	80	80	80	80	25	25	25	25	25	25	80	80	56	56
80 - DUNIKOWSKI,Clement	9	4	4	4	4	4	56	56	56	56	56	56	56	56	56	56	80	80
10 - ONO,Hiroki	45	44	80	80	36	10	10	10	10	10	10	10	10	10	10	10	10	10
23 - VINALES,Isaac	44	45	45	36	26	56	4	4	26	26	26	26	26	26	26	26	23	23
26 - MARTIN,Adrián	26	80	36	26	10	36	36	26	4	4	4	4	4	23	23	23	26	26
4 - MONCAYO,Alberto	80	36	26	10	56	26	26	36	36	36	36	36	23	4	36	4	37	4
36 - PERELLO,Joan	36	26	10	56	46	37	46	46	46	46	23	23	36	36	4	37	4	36
89 - VAN DER MARK,Michael	37	46	46	46	37	46	37	37	23	46	37	37	37	37	36	36	89	89
37 - ROSELL,Johnny	10	10	56	37	23	23	23	23	23	37	37	46	46	89	89	89	89	37
8 - HIJRA,Dajirod	46	23	23	23	83	83	8	89	89	89	89	89	89	8	8	8	8	8
88 - PARZIANI,Massimo	23	37	37	8	8	8	89	8	8	8	8	8	8	20	20	88	88	88
20 - SCHOLTZ,Matheuw	14	14	8	83	89	89	20	20	20	20	20	20	20	88	88	20	20	20
74 - TORTOSA,Pau	83	56	83	89	14	20	88	88	88	88	88	88	88	74	74	74	74	74
11 - AJO,Niklas	8	8	14	20	20	88	74	74	74	74	74	74	74	11	11	11	11	11
57 - FINSTERBUSCH,Toni	56	83	89	14	88	7	7	7	7	7	17	17	96	57	96	96	57	57
96 - ROSSI,Louis	89	89	20	88	7	65	17	65	77	77	17	7	7	57	96	57	57	96
7 - TAROZZI, Mattia	17	20	88	74	74	74	65	77	57	17	57	57	57	7	7	7	7	7
17 - LOPEZ,Eduard	85	88	7	65	65	57	57	57	17	57	77	77	11	17	17	17	17	17
52 - HUBSCH,Eric	20	65	65	7	17	17	77	17	65	65	11	11	96	77	77	52	52	52
65 - LEIGH-SMITH,Blake	88	7	74	68	57	77	96	96	11	11	65	96	77	65	65	65	65	65
12 - GABRIELLI,Matteo	65	74	68	57	77	31	11	11	96	96	65	65	52	12	12	12	12	12
77 - MACKENZIE,Taylor	74	57	57	17	90	95	90	90	12	12	12	52	52	12	52	77	77	77
34 - GARCIA,Edgar	7	17	17	77	95	24	12	12	52	52	52	12	12	90	90	90	90	34
90 - SZALAI,Kevin	57	68	90	90	31	90	52	52	90	90	90	90	90	34	34	34	34	90
13 - ALARTE,Antonio	68	77	77	13	24	12	34	34	34	34	34	34	34	13	13	13	13	13
22 - STIZZA,Nicolas	77	90	95	95	12	52	13	13	13	13	13	13	13	22	22	22	22	22
69 - GARCIA,Miguel	90	95	13	24	52	11	14P	22	22	22	22	22	22	69	69	69	69	69
- Not Classified:	95	13	31	31	11	96	69	69	69	69	69	69	69					
46 - MAESTRO,Ivan	13	31	24	52	96	34	22											
14 - KHAIRUDDIN,Muhammad Z.	31	69	52	12	34	13												
83 - MORBIDELLI,Franco	69	24	12	11	13	14												
31 - DALMAU,Jordi	12	12	96	96	22	22												
95 - LINDROTH,Eric	24	52	11	34	69	69												
24 - RODRIGUEZ,Josep	52	96	34	22														
9 - SAVADORI,Lorenzo	11	11	28	69														
68 - SCOTT,Glenn J.	96	34	22															
45 - GRUNWALD,Luca	28	28	69															
28 - LE COUEN,Steven	34	22	44P															
44 - OLIVEIRA,Miguel A.	22																	
85 - FRITZ,Marvin																		
64 - GRABIELLI,Tommaso																		

Presidente del Jurado

Director de Carrera

Cronometrador





Circuit de la C. Valenciana

CAMPEONATO DE ESPAÑA DE VELOCIDAD

ANALISIS PIT Race 125GP

14 - KHAIRUDDIN, Muhammad Z.

Time IN	Time OUT	GAP	Lap
11:59:45,376	...		7

Num. P. 1 Total in PIT:

44 - OLIVEIRA, Miguel A.

Time IN	Time OUT	GAP	Lap
11:53:06,261	...		3

Num. P. 1 Total in PIT:



OFICINA PERMANENTE - Pinar, 7 28006 Madrid Tel.: 91 782 02 20 www.cevbuckler.com - info@cevbuckler.com

CRONOCIRCUIT: oscar.gutierrez@circuitvalencia.com